



# Provider network overview 2026

[euro-center.com](https://euro-center.com)

**EURO-CENTER**  
Local Assistance - Worldwide





# We have built a network of 71,000 medical facilities. Worldwide.

**Euro-Center holds one of the best provider networks worldwide, covering all countries and territories in the world.**

It is built on the skills and local know-how of local and international network management specialists. The network is flexible, dynamic and geared at servicing a diverse customer group with varying requirements.

## Extensive worldwide provider network

**Euro-Center's 12 regional offices and 24/7 medical assistance hubs cover all countries and territories worldwide**

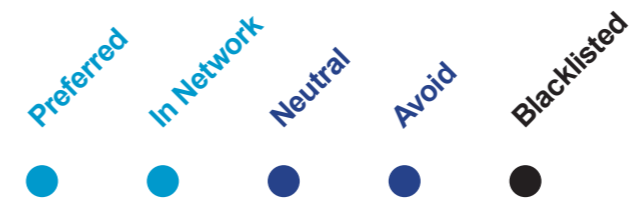
Global network built on local knowledge and experience. Multi-lingual local and international staff resulting in unique local solutions.

## Network in numbers

**Euro-Center uses an advanced custom-made database listing all providers**

71,507 selected worldwide providers.  
 4,989 preferred providers.  
 37,254 cashless service providers.  
 Case volume in 2025: 170,000  
 80% of all payments went to approx. 1,500 preferred providers.  
 In addition to medical providers, the network includes hotels, transport companies, local assistance services, tour operators, non-medical evacuation options, security companies etc.

## Identification of the right provider



## Tailor-made networks

To ensure quality control, all medical providers are classified according to strict medical criteria, resulting in seamless co-operation, effective case management and customer satisfaction.

Euro-Center is not affiliated with any medical providers and is therefore objective when choosing appropriate providers, based on quality and cost considerations. This particularly applies to the selection of air ambulance (AA) and other transport providers, as well as the appropriate destinations.

Tailor-made networks for companies in remote areas worldwide according to customer's specifications.  
 Tailor-made direct billing agreements with customer chosen specific providers.  
 Evacuation reports, specialised site visits and related services.

## Cashless service worldwide

**Our customers benefit from an extensive network of cashless service providers. Covered persons need not worry about cash payments – Euro-Center takes care of it.**

Up front or ad hoc instant placement of guarantee of payment/verification of benefits at the providers in question. Direct billing agreements and "flash the card" options for covered persons.

## A dynamic network in constant development

**Site inspections are continuously undertaken, resulting in unparalleled insights and relationships. This includes also meetings with non-medical providers, such as drivers, embassies and local authorities; proving valuable in smooth case handling.**

Ongoing desk and ad hoc case research by network development teams.  
 Questionnaires routinely sent to providers and quality checked. Live updates in the EC case system allowing ECs global case coordinators 24/7 access to the latest local knowledge on providers.

## Limited use of TPAs

Euro-Center endeavors not to use TPAs unless in specific, limited circumstances.

## Cost containment

**Excellent cost containment outcomes achieved through the following tools:**

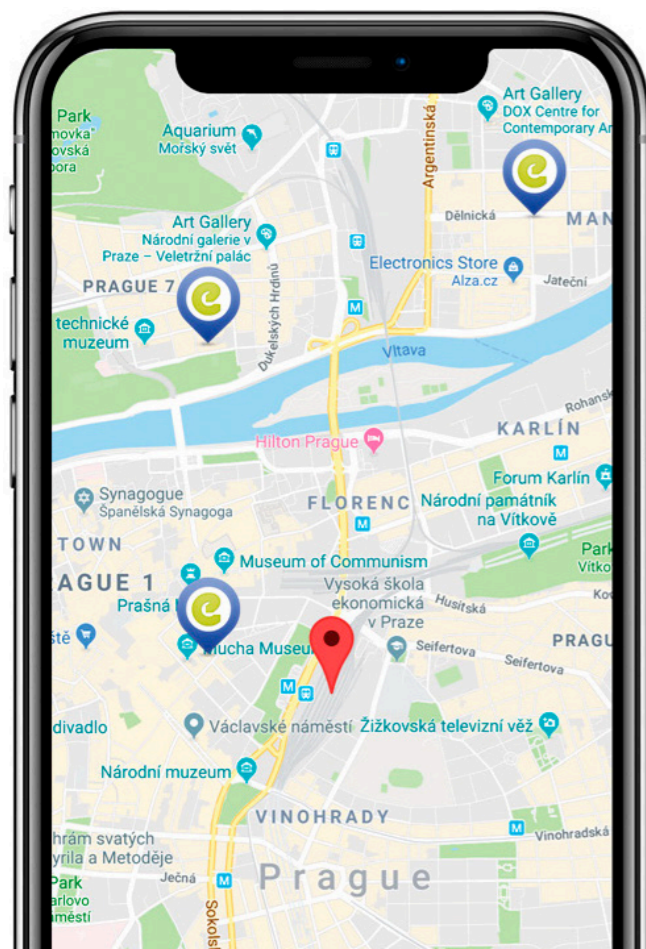
- Negotiated contractual agreements.
- Volume rebates.
- Prompt payment discounts.
- Preferential pricing based on local tariffs.
- Administrative and medical audit of invoices.
- Utilization of multilateral and bilateral health agreements.
- Steerage of covered persons to preferred providers.
- Negotiations with providers during active case management.

## Year 2025 in numbers:

Number of Paid Invoices	Savings %	Number of Paid Providers
<b>208,088</b>	<b>16.74% worldwide; 54.80% in the US</b>	
Total Payments	Total Savings	<b>13,300</b>
<b>EUR 180,377,715</b> <b>USD 24,816,671</b>	<b>EUR 36,310,599</b> <b>USD 12,973,850</b>	



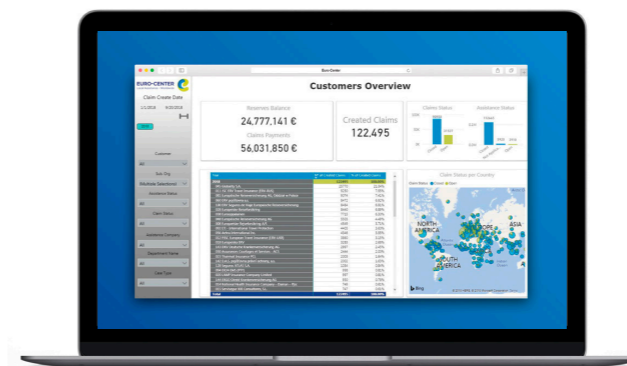
## Real-time provider insights.



### Mobile app provider network

**Covered persons may be steered to Euro-Center selected providers via an app or web solution and provides the following information:**

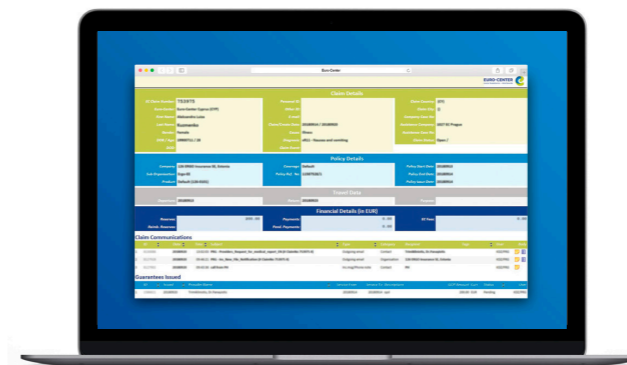
Data derived from Euro-Center's worldwide provider network. Steerage ensures quality and cost containment. Provider search may be filtered by type of provider. Map search within given radius. Contact details of providers and/or assistance company. Standard package listing key cashless providers worldwide, or extended solutions.



### Power BI reporting

**Our clients are provided with extensive, user friendly statistics about cases and claims from a Cloud-based business analytic service.**

Data include invoice/claims data, reserves, savings, type of cases/ diagnoses, geographical location, covered person's age, provider statistics and much more. Accessible from any device and is updated in real time.



### GloboWeb

**Globoweb is our online claims handling interface system. Customers benefit from access to the handling of their cases in real time.**

It enables access to the assistance coordinators' case communication, case documents such as medical reports, guarantees of payments, invoices etc.

# Total, preferred and cashless service providers.

Country	Preferred	Cashless	Total
Afghanistan	1	4	33
Albania	7	54	62
Algeria	4	15	35
American Samoa	1	1	3
Andorra	5	13	19
Angola	14	33	84
Anguilla	1	2	3
Antigua and Barbuda	1	7	9
Argentina	8	30	60
Armenia	1	9	10
Aruba	0	11	14
Australia	364	8107	9254
Austria	175	383	568
Azerbaijan	1	8	10
Bahamas	1	22	27
Bahrain	2	9	24
Bangladesh	2	4	47
Barbados	3	20	36
Belarus	3	27	30
Belgium	17	248	266
Belize	0	1	4
Benin	2	9	24
Bermuda	3	12	16
Bhutan	0	0	16
Bolivia	3	11	22
Bosnia and Herzegovina	1	54	56
Botswana	5	35	69
Brazil	127	356	1111
British Virgin Islands	2	3	5
Brunei	2	2	17
Bulgaria	15	49	91
Burkina Faso	3	6	31
Burma	6	27	123
Burundi	3	6	14
Cambodia	6	37	123
Cameroon	4	19	78
Canada	33	599	810
Cape Verde	9	21	49
Cayman Islands	1	8	9
Central African Republic	2	3	15
Chad	2	6	20
Chile	7	15	39
China	223	286	496
Christmas Island	0	1	1
Cocos (Keeling) Islands	0	1	1
Colombia	18	46	79
Comoros	1	1	5
Congo, Democratic Republic of	6	19	56
Congo, Republic of	2	3	22
Cook Islands	0	3	6
Costa Rica	9	35	102

Country	Preferred	Cashless	Total
Cote d'Ivoire	4	15	33
Croatia	14	157	171
Cuba	53	53	56
Cyprus	25	109	189
Czech Republic	28	132	290
Denmark	24	384	410
Djibouti	1	4	15
Dominica	0	2	4
Dominican Republic	21	76	98
Ecuador	3	11	39
Egypt	25	144	278
El Salvador	2	9	20
Equatorial Guinea	2	5	10
Eritrea	2	2	6
Estonia	1	31	32
Ethiopia	3	17	60
Falkland Islands (Islas Malvinas)	1	1	1
Faroe Islands	1	2	3
Fiji	14	46	62
Finland	17	233	251
France	374	1335	1711
French Guiana	0	0	1
French Polynesia	43	144	158
Gabon	1	7	33
Gambia	2	9	26
Georgia	3	24	28
Germany	70	6912	7002
Ghana	3	38	140
Gibraltar	1	7	8
Greece	94	414	633
Greenland	1	17	18
Grenada	1	4	4
Guadeloupe	1	2	3
Guam	2	5	14
Guatemala	3	9	25
Guernsey	0	10	10
Guinea	2	5	14
Guinea-Bissau	2	2	16
Guyana	0	0	1
Haiti	0	3	8
Honduras	2	9	15
Hong Kong	25	41	91
Hungary	5	89	95
Iceland	3	20	23
India	36	123	803
Indonesia	30	149	601
Iran	6	0	18
Iraq	5	1	92
Ireland	6	185	195
Isle of Man	0	4	4
Israel	10	43	82

Country	Preferred	Cashless	Total
Italy	163	805	977
Jamaica	2	21	27
Japan	123	538	1302
Jersey	0	6	9
Jordan	5	14	29
Kazakhstan	20	9	29
Kenya	24	181	374
Kiribati	0	4	6
Korea, North	0	0	3
Korea, South	15	24	192
Kuwait	8	7	16
Kyrgyzstan	5	6	11
Laos	1	6	25
Latvia	7	54	61
Lebanon	3	3	5
Lesotho	2	10	21
Liberia	4	8	29
Libya	4	9	39
Liechtenstein	0	5	5
Lithuania	5	42	47
Luxembourg	3	43	46
Macau	2	7	10
Macedonia	1	19	20
Madagascar	5	11	33
Malawi	26	10	19
Malaysia	9	66	499
Maldives	1	4	58
Mali	8	22	46
Malta	10	19	28
Marshall Islands	1	3	6
Martinique	3	3	3
Mauritania	3	4	22
Mauritius	8	24	52
Mayotte	0	0	4
Mexico	92	211	841
Micronesia, Federated States of	1	10	11
Moldova	1	3	3
Monaco	2	10	12
Mongolia	1	2	2
Montenegro	5	77	84
Morocco	22	105	260
Mozambique	7	23	71
Namibia	10	177	300
Nauru	0	0	1
Nepal	7	46	169
Netherlands	12	400	412
Netherlands Antilles	2	6	6
New Caledonia	20	62	72
New Zealand	127	1614	1854
Nicaragua	1	3	11
Niger	2	4	12

Country	Preferred	Cashless	Total
Nigeria	13	57	167
Niue	2	2	3
Norfolk Island	0	1	1
Northern Mariana Islands	0	2	3
Norway	3	152	155
Oman	21	27	46
Pakistan	4	11	157
Palau	1	3	4
Palestine (Gaza Strip)	0	0	1
Palestine (West Bank)	0	1	12
Panama	3	18	58
Papua New Guinea	4	16	32
Paraguay	4	7	19
Peru	21	43	71
Philippines	29	62	492
Poland	32	316	349
Portugal	27	430	463
Puerto Rico	2	45	61
Qatar	4	15	40
Reunion	3	5	15
Romania	39	39	69
Russia	194	754	962
Rwanda	2	9	49
Saint Helena	1	0	3
Saint Kitts and Nevis	0	3	3
Saint Lucia	0	5	8
Saint Pierre and Miquelon	0	1	1
Saint Vincent and the Grenadines	0	5	5
Samoa	7	12	20
San Marino	1	0	1
Sao Tome and Principe	1	2	7
Saudi Arabia	1	2	59
Senegal	5	22	65
Serbia	0	1	1
Seychelles	2	8	24
Sierra Leone	1	7	25
Singapore	90	315	1708
Slovakia	7	97	106
Slovenia	2	34	36
Solomon Islands	0	4	9
Somalia	3	5	34
South Africa	566	2501	4633
South Sudan	2	7	18
Spain	357	2762	3203
Sri Lanka	4	29	114
Sudan	2	4	22
Suriname	0	6	6
Svalbard	0	3	3
Swaziland	4	13	23
Sweden	14	255	269
Switzerland	17	538	559

Country	Preferred	Cashless	Total
Syria	3	0	0
Taiwan	8	17	17
Tajikistan	3	1	4
Tanzania	23	95	179
Thailand	88	439	1425
Timor-Leste	1	4	24
Togo	1	9	38
Tonga	8	20	25
Trinidad and Tobago	1	9	10
Tunisia	25	77	184
Turkey	82	412	776
Turkmenistan	1	1	2
Turks and Caicos Islands	0	4	7
Tuvalu	0	2	3
Uganda	11	42	128
Ukraine	47	163	212
United Arab Emirates	75	260	442
United Kingdom	117	1434	1557
United States	248	6529	13510
Uruguay	6	13	27
Uzbekistan	7	6	13
Vanuatu	10	17	23
Vatican City	0	0	0
Venezuela	0	2	14
Vietnam	20	60	206
Virgin Islands	2	6	11
Wallis and Futuna	0	2	2
Western Sahara	0	0	5
Yemen	2	0	22
Zambia	10	26	91
Zimbabwe	7	271	274

## Notes

### Cashless providers

This includes providers accepting guarantee of payment (GOP) and flash the card (FTC) providers. ECs negotiate cashless agreements on a case by case basis when it is required by a customer.

### Total providers

Total providers include all preferred, in network, neutral, avoid and blacklisted providers. Many hospitals have multiple independent medical practitioners. Some Euro-Centers list these under the hospitals, and they do not appear in this table.

### General

The data originates from Globo, March 2026. The network is updated daily.



- Regional Euro-Centers
- Euro-Center Holding

# One partner, complete solution.

Euro-Center Holding SE  
+420 221 860 330  
commercial@euro-center.com  
euro-center.com